

Website Tutorial

Update: 2023.10.30



Table of Contents

1. [Interface](#)
2. [Website Content](#)
3. [Account](#)
4. [Search](#)
5. [Paywall](#)
6. [Member Center](#)
7. [Miscellaneous](#)
8. [Contact](#)

Interface

Homepage

1. Navigation
 - 1.1. Toolbar
 - 1.2. Main Menu
 - 1.3. Category Menu
2. Recommended content
3. Current Issue
4. Subscribe to Newsletter



Website Content

Issues

1. The top main menu "各期雜誌" contains all the content of Scientific American magazines from the past 21 years.
2. The magazine issues are arranged by year on the "各期雜誌" page.
3. Clicking on the magazine introduction allows you to view a list of all articles in that issue.



List of all issue



List of all articles in one issue

Articles 1 of 4

1. Access the list or page of articles through the menu or "更多文章"(more articles) option.
2. Articles are sorted by publication date, with the newest articles appearing first.
3. You can access individual articles from various locations such as the homepage, search results, or categorized article lists.
 - 3.1. The default language for articles is Chinese.
 - 3.2. If an article has an English version, you can switch the language by clicking the button next to the article title. If there is no button, it means the article is available only in Chinese.



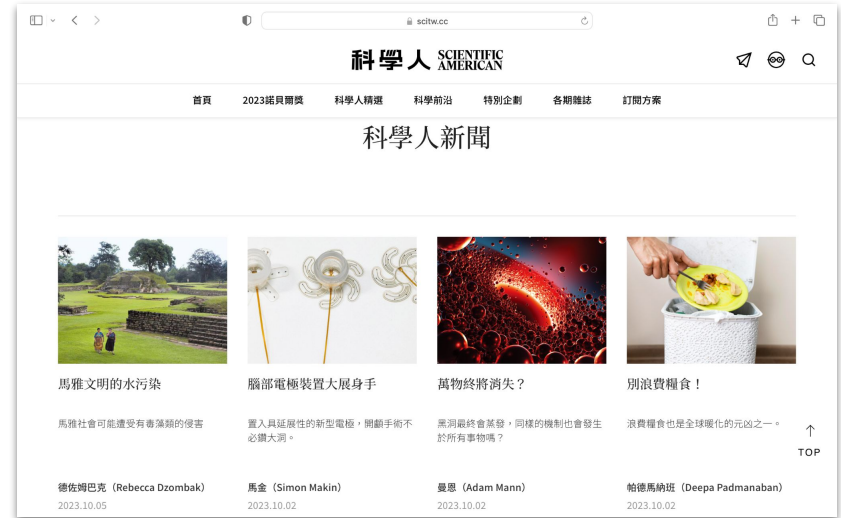
Article links



Menu

Articles 2 of 4

1. Access the list or page of articles through the menu or "更多文章"(more articles) option.
2. Articles are sorted by publication date, with the newest articles appearing first.
3. You can access individual articles from various locations such as the homepage, search results, or categorized article lists.
 - 3.1. The default language for articles is Chinese.
 - 3.2. If an article has an English version, you can switch the language by clicking the button next to the article title. If there is no button, it means the article is available only in Chinese.



Article list

Articles 3 of 4

1. Access the list or page of articles through the menu or "更多文章"(more articles) option.
2. Articles are sorted by publication date, with the newest articles appearing first.
3. You can access individual articles from various locations such as the homepage, search results, or categorized article lists.
 - 3.1. The default language for articles is Chinese.
 - 3.2. If an article has an English version, you can switch the language by clicking the button next to the article title. If there is no button, it means the article is available only in Chinese.



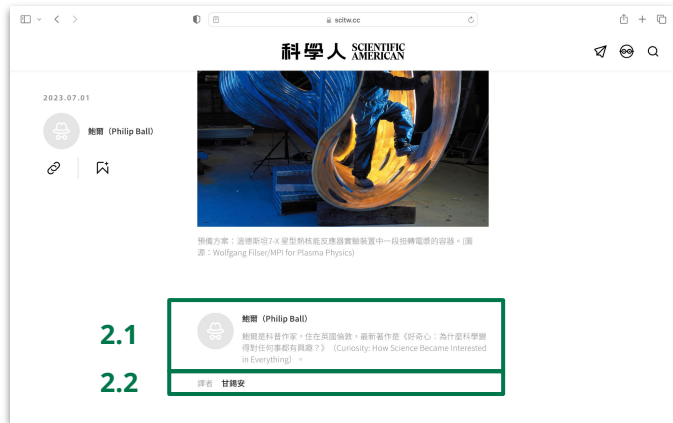
"EN" allows you to switch to the English.



"中" allows you to switch to the Chinese.

Articles 4 of 4

1. When reading an article, on the left side:
 - 1.1. Article Author: Click on the author's name to access all articles by that author.
 - 1.2. Share Link: Click to directly copy the article URL for easy sharing on social media.
 - 1.3. Bookmark Article: Click to bookmark the article. Your list of bookmarked articles can be viewed in the Member Center.
2. When reading an individual article, at the end of the article:
 - 2.1. Author Information: Click on the author's name to access all articles by that author on the website.
 - 2.2. Translator of the article.



Account

Login 1 of 2

1. Access the Scientific American Taiwan website.
2. Click on the member icon in the toolbar to access the login/registration page.
3. Login options:
 - 3.1. Enter your email address and password.
 - 3.2. Log in using your Google account.

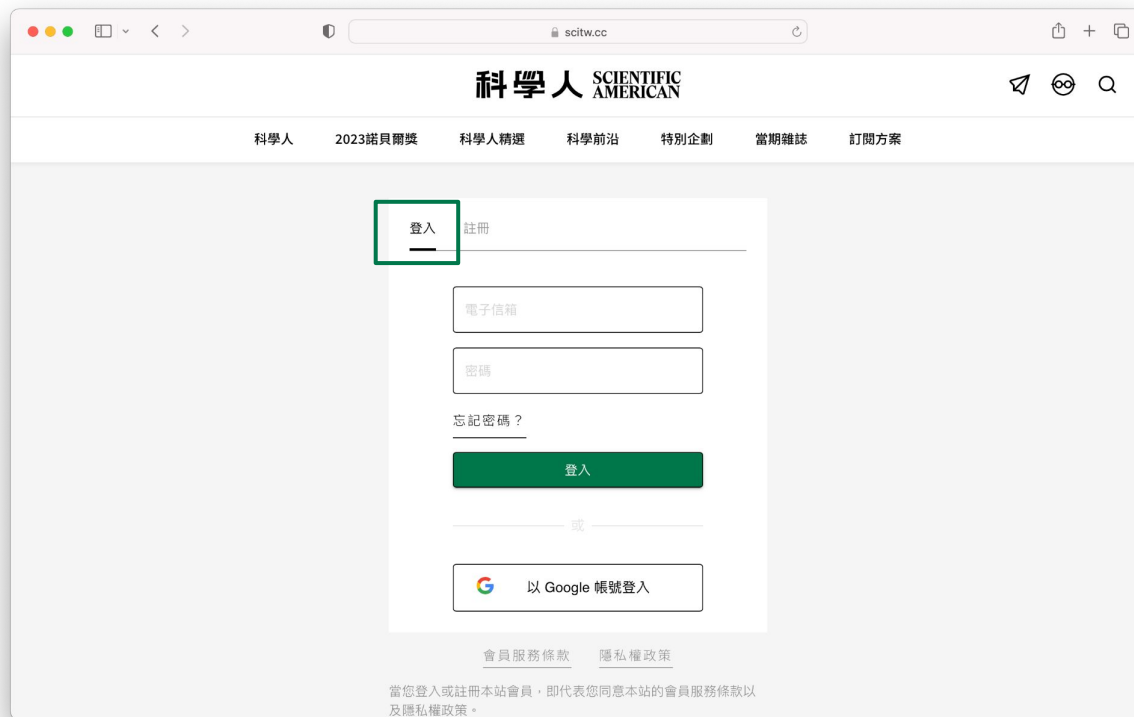
(If you are not a member yet, please register first.)



Login 2 of 2

1. Access the Scientific American Taiwan website.
2. Click on the member icon in the toolbar to access the login/registration page.
3. Login options:
 - 3.1. Enter your email address and password.
 - 3.2. Log in using your Google account.

(If you are not a member yet, please register first.)



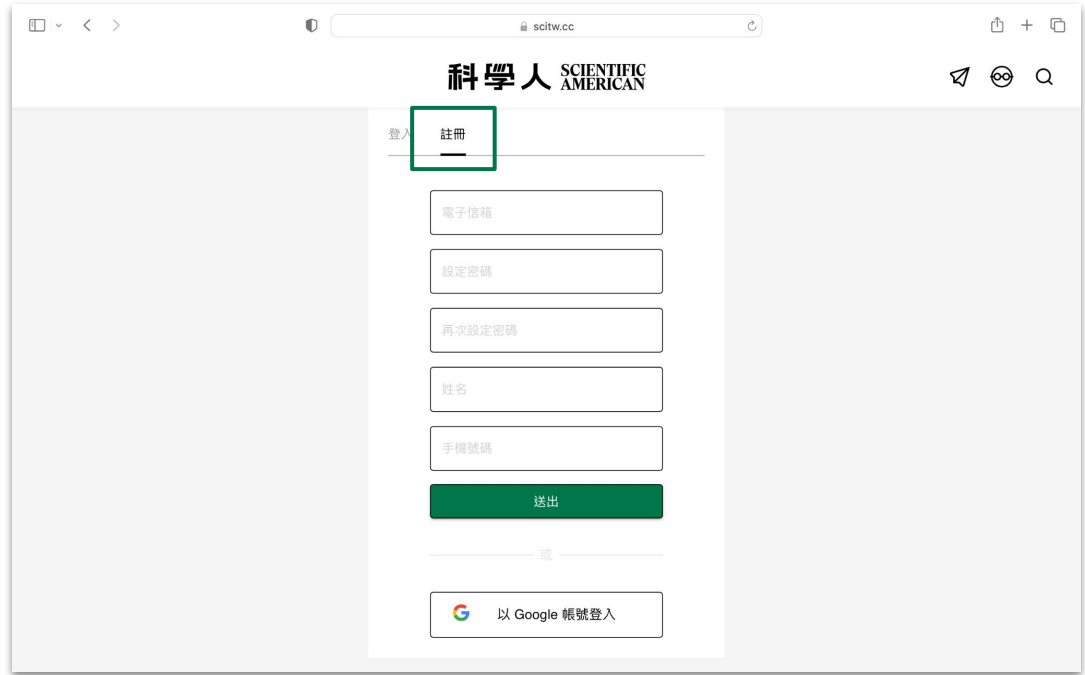
Registration 1 of 3

1. Access the Scientific American Taiwan website.
2. Click on the member icon in the toolbar to access the login/registration page.
3. Click on “註冊” (Registration)
4. Registration Options:
 - 4.1. Fill in the required fields.
 - 4.2. Register using your Google account.



Registration 2 of 3

1. Access the Scientific American Taiwan website.
2. Click on the member icon in the toolbar to access the login/registration page.
3. Click on “註冊” (register)
4. Registration Options:
 - 4.1. Fill in the required fields.
 - 4.2. Register using your Google account.



The screenshot shows the registration page of the Scientific American Taiwan website. The browser address bar displays "sctiww.cc". The page header includes the logo "科學人 SCIENTIFIC AMERICAN" and navigation icons. The main content area features a registration form with the following elements:

- A navigation bar with "登入" (Login) and "註冊" (Register) buttons. The "註冊" button is highlighted with a green box.
- Input fields for "電子信箱" (Email), "設定密碼" (Set Password), and "再次設定密碼" (Repeat Set Password).
- Input fields for "姓名" (Name) and "手機號碼" (Mobile Number).
- A green "送出" (Submit) button.
- A separator line with the word "或" (or) in the center.
- A button with the Google logo and the text "以 Google 帳號登入" (Sign in with Google account).

Registration 3 of 3

1. After successfully registering a new account, you will see a field for entering a subscription code.
2. If you have a subscription serial number, you can enter it here and submit to upgrade to a paid member.
3. If you don't have a subscription serial number, you can skip this step and return to the homepage to continue using the website.



Search

Search 1 of 2

1. After logging in as a member, click the search icon on the toolbar.
2. Enter keywords, click the search button to filter relevant articles.
 - 2.1. Number of data entries matching the keywords.
 - 2.2. Article sorting options.
 - 2.3. Filtering by article categories.

The screenshot shows the 'Science People' website search page. The search bar contains the keyword '宇宙' (Universe) and a green search button. The search results show '約 164 筆資訊' (About 164 articles), sorting options set to '最新' (Latest), and a '進階搜尋' (Advanced Search) button. A search result for '宇宙奧妙' (Mysteries of the Universe) is visible, including the title '離鄉背井的太陽' (The Sun, a Stranger in a Strange Land), a brief description, the author '彼萊特 (Phil Plait)', and the date '2023-09-01'. A colorful image of the sun is also shown.

Annotations on the screenshot:

- 1: Search icon in the top right toolbar.
- 2: Search bar and search button.
- 2.1: '約 164 筆資訊' (About 164 articles).
- 2.2: '排序依 最新' (Sort by Latest).
- 2.3: '篩選依' (Filter by).
- 3: '進階搜尋' (Advanced Search) button.

Search 2 of 2

3. Advanced search to narrow down results:
 - 3.1. Search by entering the author/translator.
 - 3.2. Search by the issue number.
 - 3.3. Search by article tags.
 - 3.4. Search by publication date.



Paywall

Paywall

1. When browsing the site, if you encounter a dialogue box like the one on the right, it indicates that the article is available to paid readers only, with a paywall restricting access for general readers.
2. To read more articles, you can:
 - 2.1. Become a free member to obtain a limited quota for article access.
 - 2.2. Subscribe and pay for unlimited access to all site articles.
3. Corporate or institutional account users browsing from specific IPs will not be affected by the paywall.



Paywall dialogue box

Member Center

Member Center 1 of 3

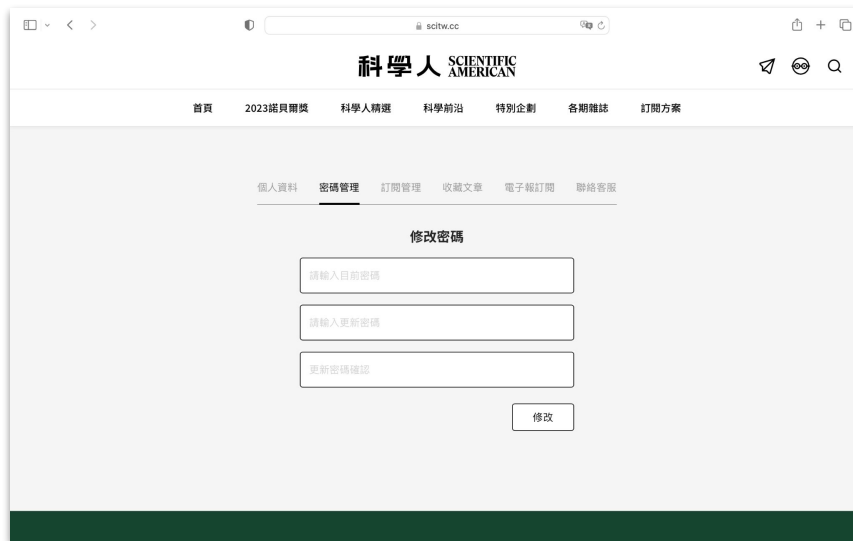
1. After logging in, you can access the Member Center from the toolbar.
2. In the Member Center, you can manage the following functions:
 - 2.1. Personal Information
 - 2.2. Password Management
 - 2.3. Subscription Record
 - 2.4. Bookmarked Articles
 - 2.5. Newsletter Subscriptions
 - 2.6. Contact Customer Service



Accessing the Member Center from the toolbar

Member Center 2 of 3

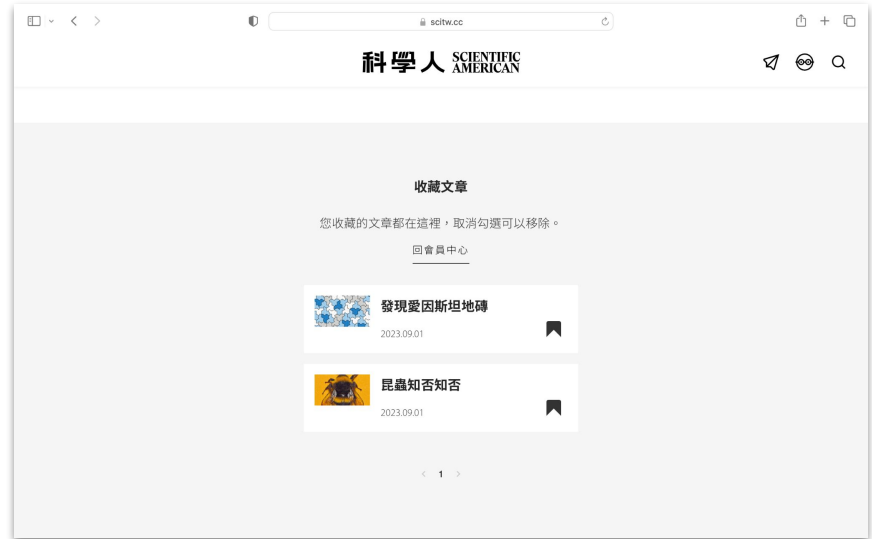
1. After logging in, you can access the Member Center from the toolbar.
2. In the Member Center, you can manage the following functions:
 - 2.1. Personal Information
 - 2.2. Password Management
 - 2.3. Subscription Record
 - 2.4. Bookmarked Articles
 - 2.5. Newsletter Subscriptions
 - 2.6. Contact Customer Service



Member Center

Member Center 3 of 3

1. After logging in, you can access the Member Center from the toolbar.
2. In the Member Center, you can manage the following functions:
 - 2.1. Personal Information
 - 2.2. Password Management
 - 2.3. Subscription Record
 - 2.4. **Bookmarked Articles**
 - 2.5. Newsletter Subscriptions
 - 2.6. Contact Customer Service

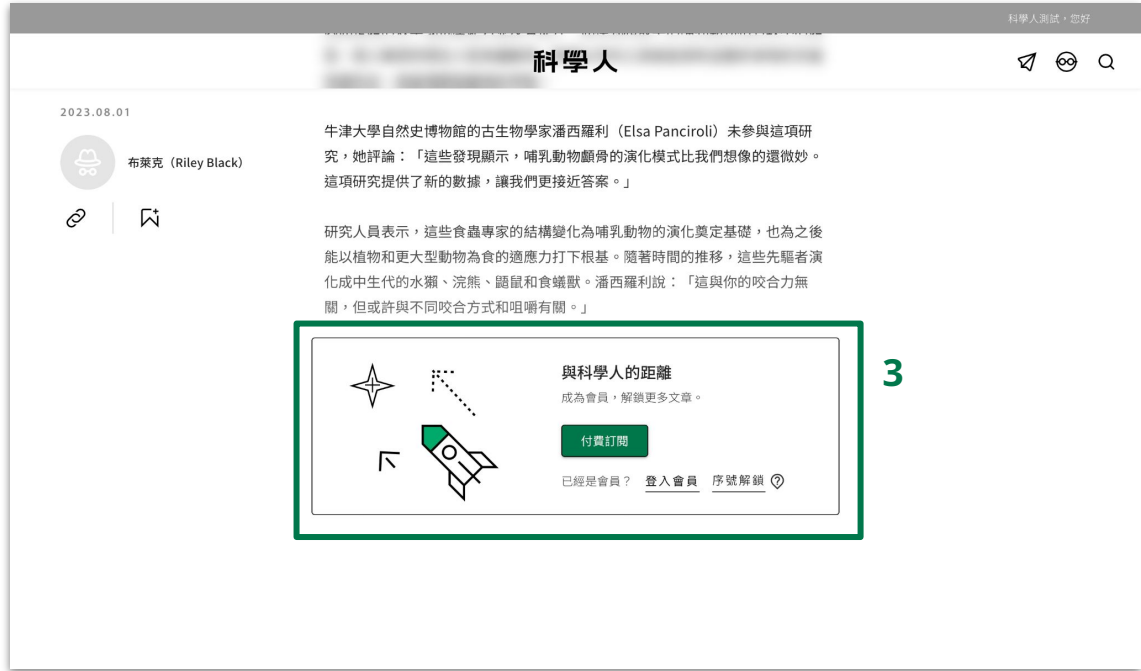


Bookmark and collect articles

Miscellaneous

Miscellaneous

1. Compatible Browsers:
Chrome / Safari / Microsoft Edge
2. Compatible Devices:
Desktop / Laptop / Tablet /
Smartphone
3. Paywall:
In the Corporate or institutional
account, if you encounter a
paywall when browsing articles,
please log in as a member to
unlock it.



Contact

Contact

台灣科學人股份有限公司

Phone: 02-7756-0795#111

Address: 1F, No. 335-1, Fuxing North Road, Songshan District, Taipei City

Customer Service Email: service@scitw.cc

SCIENTIFIC
AMERICAN

科學人